

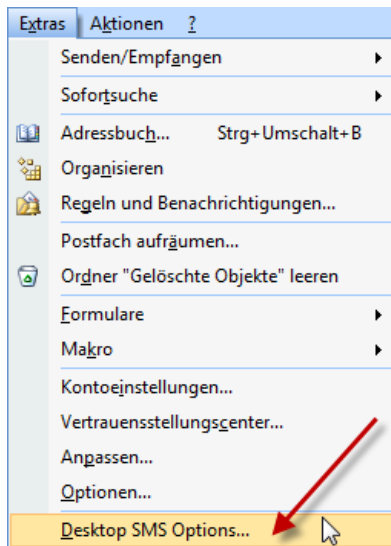


swisscom


## Uninstall Desktop SMS

Open Microsoft Outlook

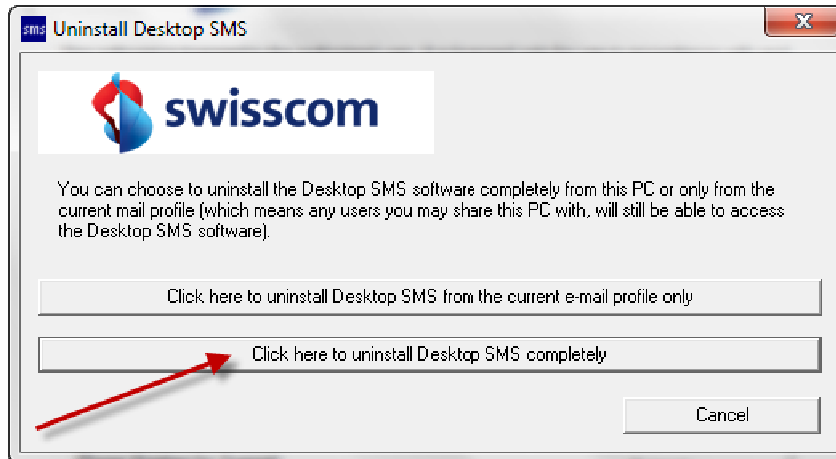
Open the menu „Tools - Desktop SMS Options“



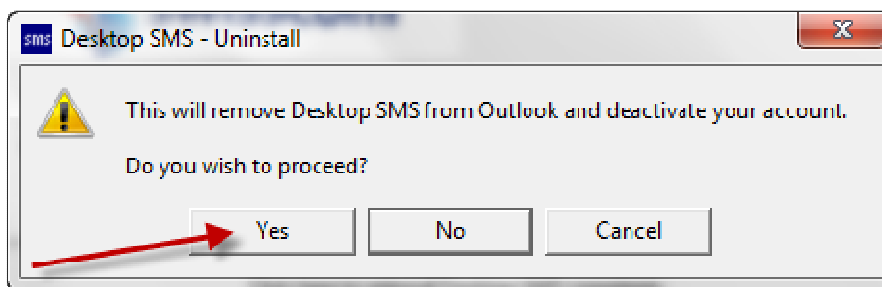
On the tab general information select the button „Uninstall Desktop SMS“



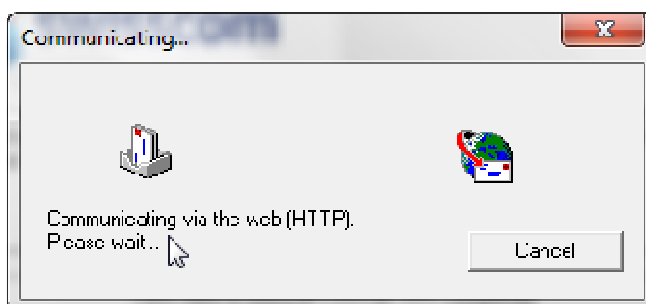
Select the button „Click here to uninstall Desktop SMS completely“



Confirm the uninstall by clicking the button „Yes“



The uninstall command will be sent to the Desktop SMS server.



Outlook will be closed automatically.

Desktop SMS has been uninstalled successfully.

If you have any questions please don't hesitate to contact us at the e-mail address [desktop.sms@swisscom.com](mailto:desktop.sms@swisscom.com).