

# Gigaset Repeater HX

# Quick and easy to set up


(Deutsch auf der Rückseite)

**Start** You have received:



**Note:** When you use a repeater, the Ecomode on HD-Phones is automatically switched off.

**1** You have one of these routers:



Your router must be installed and switched on.

**2** Connect the repeater to the power next to the router.



The repeater goes into pairing mode (left LED flashes) for the next 5 minutes.

## Installation overview



Room 1

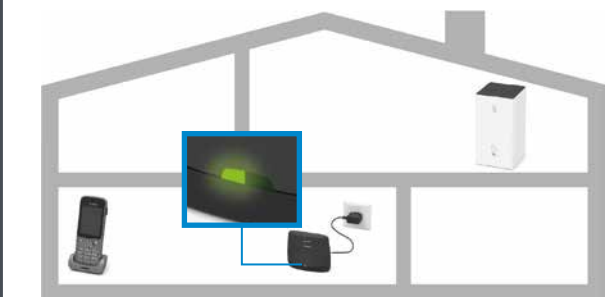
**3** Press the pairing button on your router.



Wait for the repeater to pair with the router. The left repeater LED lights up green constantly.

If pairing fails, disconnect the repeater from the power and repeat steps 2 and 3.\*

**4** Now position the repeater between your router and the place for your HD-Phone.



Connect the repeater to the power and wait 30 seconds.

If the left LED still flashes, the repeater is too far away from the router.



Room 2

More information for Swisscom customers is available at

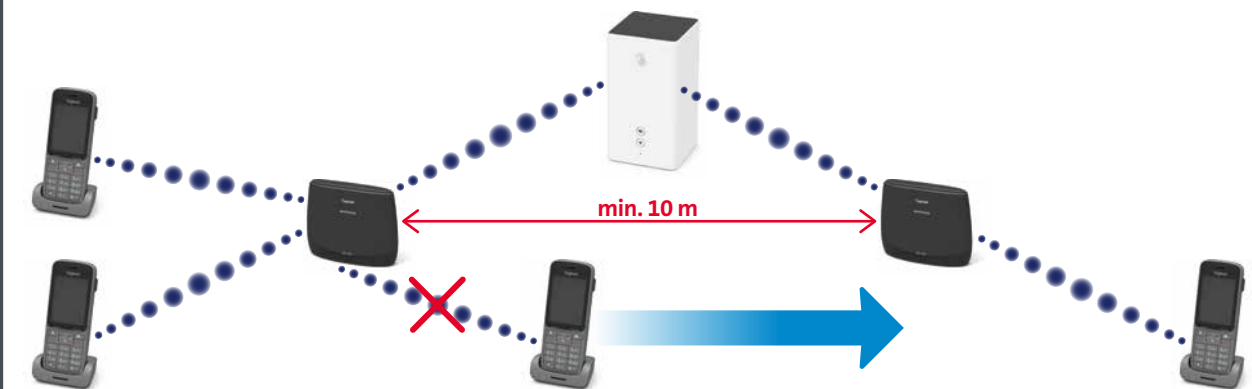
[www.swisscom.ch/hdphones-help](http://www.swisscom.ch/hdphones-help)

**6**



Your Gigaset Repeater HX is now set up.

**5** Note: You can install a maximum of two repeaters and connect 1 – 2 HD-Phones per repeater.



Please make sure that more than two HD-Phones are not connected to a repeater. The HD-Phones connect automatically to the strongest DECT signal. If more than two HD-Phones are connected, there is a connection conflict with incoming calls.

## LED behaviour

**Left LED lights up**  
The repeater is connected.

**Left LED flashes twice per second.**  
First connection (steps 2+3):  
> Press the pairing button on the router.

**Left LED flashes**  
Connection mode (step 4):  
> Wait 30 seconds. If the LED is still flashing, it has not been possible to establish a connection. Position the repeater closer to the router.

**Right LED flashes**  
HD-Phone in use

\*Note: The Repeater can only be connected if the DECT PIN is set to the 0000 default. See > <http://internetbox.home> > Telephony & DECT > PIN

[www.gigaset.com/service](http://www.gigaset.com/service)